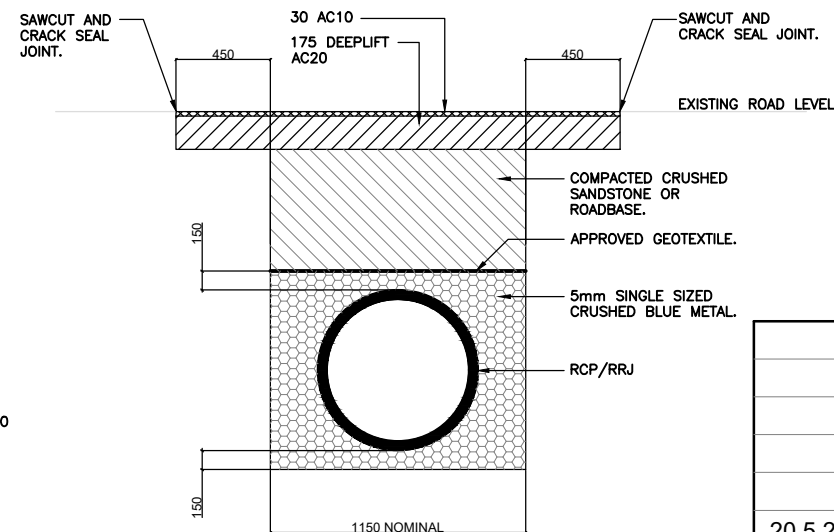


*DIMENSIONS TO BE CONFIRMED WITH MANUFACTURER, VARIATION TO BE REFERRED TO THE DESIGN ENGINEER FOR VALIDATION



ROADWAY PIPE TRENCH BACKFILL DETAIL.

RR1. RAINWATER SUPPLY PLUMBING TO BE CONNECTED TO
OUTLETS AS REQUIRED BY COUNCIL AND BASIX CERTIFICATE.

- RR2. TOWN WATER CONNECTION TO RAINWATER TANK TO BE TO THE SATISFACTION OF THE WATER AUTHORITY AND MAY REQUIRE PROVISION OF:
- (a) PERMANENT AIR GAP,
 - (b) BACKFLOW PREVENTION DEVICE,
 - (c) NO DIRECT CONNECTION BETWEEN TOWN WATER AND RAIN WATER SUPPLY,
 - (d) APPROVED STOP VALVE AND/OR PRESSURE LIMITING VALVE (500kPa) AT THE RAINWATER TANK.

RW3. PROVIDE AT LEAST ONE EXTERNAL HOSE COCK ON TOWN WATER SUPPLY FOR FIREFIGHTING.

RW4. PROVIDE APPROVED FLOAT VALVES OR SOLENOID VALVES TO CONTROL TOWN WATER SUPPLY INLET TO TANK IN ORDER TO ACHIEVE TOP UP.

RW5. ALL PLUMBING WORKS TO BE CARRIED OUT BY BY LICENCED PLUMBER IN ACCORDANCE WITH AS3500.1 NATIONAL PLUMBING AND DRAINAGE CODE.

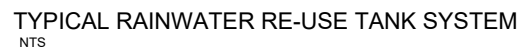
RW6. PRESSURE PUMP ELECTRICAL CONNECTION BY LICENCED ELECTRICIAN.

RW7. ROOF RUNOFF TO BE DIRECTED TO THE RAINWATER TANK ONLY. SURFACE WATER INLETS ARE NOT TO BE CONNECTED.

RW8. PIPE MATERIALS FOR RAINWATER SUPPLY TO COMPLY WITH AS3500 PART 2 AND CLEARLY AND PERMANENTLY IDENTIFIED AS 'RAINWATER' IN ACCORDANCE WITH AS2648 AND AS1345.

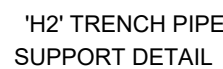
RW9. EVERY RAINWATER SUPPLY OUTLET POINT AND THE RAINWATER TANK TO BE PERMANENTLY LABELED 'RAINWATER' ON METALLIC SIGN IN ACCORDANCE WITH AS1319.

RW10. ALL INLETS AND OUTLETS TO THE RAINWATER TANK ARE TO HAVE SUITABLE MEASURES PROVIDED TO PREVENT MOSQUITO AND VERMIN ENTRY.



THE FOLLOWING COMPONENTS OF THE ROOF CATCHMENT AND TANKS BE MAINTAINED REGULARLY:

- (A) GENERALLY GUTTERS WILL NEED CLEANING AS WELL AS INSPECTION. IF INSPECTION FINDS LARGE AMOUNTS OF LEAF MATERIAL OR OTHER DEBRIS, THEN INSPECTION AND CLEANING FREQUENCY MAY NEED TO BE INCREASED
- (B) CHECK ROOF FOR THE PRESENCE OF ACCUMULATED DEBRIS INCLUDING LEAF AND OTHER PLANT MATERIAL. ACCUMULATED MATERIAL SHOULD BE CLEARED. IF TREE GROWTH HAS LED TO OVERHANGING BRANCHES THESE SHOULD BE PRUNED
- (C) TANK INLETS, INSECT-PROOFING AND LEAF FILTERS, IF NECESSARY THESE SHOULD BE CLEANED AND REPAIRED
- (D) INSPECT AND CHECK STRUCTURAL INTEGRITY OF THE TANK INCLUDING THE ROOF AND ACCESS COVER. ANY HOLES OR GAPS SHOULD BE REPAIRED.
- (E) INSPECT AND CHECK FOR EVIDENCE OF ACCESS BY ANIMALS, BIRDS OR INSECTS INCLUDING THE PRESENCE OF MOSQUITO LARVAE. IF PRESENT, IDENTIFY AND CLOSE ACCESS POINTS. IF THERE IS ANY EVIDENCE OF ALGAL GROWTH (GREEN), FIND AND CLOSE POINTS OF LIGHT ENTRY
- (F) CHECK PIPEWORK FOR STRUCTURAL INTEGRITY. SECTIONS OF PIPEWORK THAT ARE NOT SELF-DRAINING SHOULD BE DRAINED
- (G) DE-SLUDGE TANK ANNUALLY OR AS REQUIRED



20.5.23	02 - S34 SUBMISSION
27.1.22	01 - CONCEPT ISSUE
DATE:	DRAWING ISSUE:

CLIENT:
TODERELLO

PROJECT:
PROPOSED ADDITION & ANCILLIARY
DEPARTMENT
731 GREAT WESTERN HIGHWAY
FALCONBRIDGE. NSW



CivilCol Consulting Pty Ltd

ABN: 74636805920 | EMAIL: civilcolconsulting@gmail.com
PH: 0413 857 887 | P.O. BOX 3176, WAMBERAL, NSW 2262

DRAWN: JF	APPROVED:	
CHECKED: CF		
DATE: 27.1.22		
JOB: 2021_246	C FISHER, BE, MIEAust, CPEng, NER 719120 (CIVIL AND STRUCTURAL)	
DRG: C 08	REV: 02	SH: 8 of 8